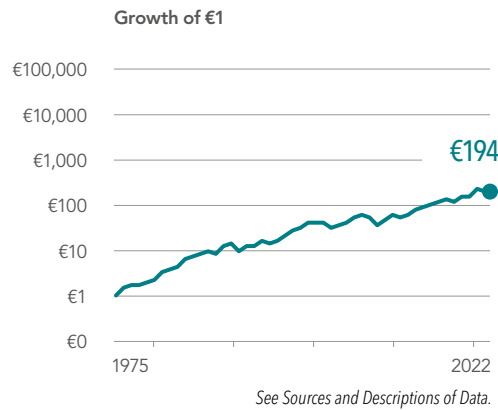



Dimensional Global Core Equity Index

1975-2022

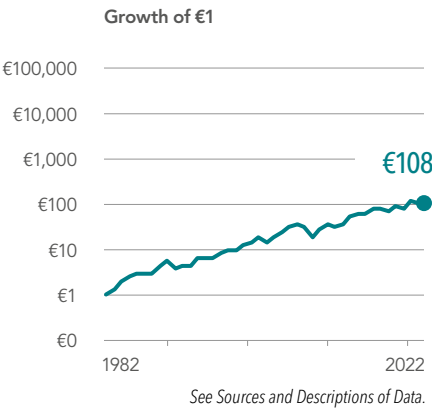


See Sources and Descriptions of Data.

Table of annual data for the Dimensional Global Core Equity Index from 1975 to 2022. Each row represents a year and contains a series of values, with some years highlighted in blue or red to indicate specific performance points.

Dimensional Global Targeted Value Index

1982-2022



See Sources and Descriptions of Data.

Table of annual data for the Dimensional Global Targeted Value Index from 1982 to 2022. Each row represents a year and contains a series of values, with some years highlighted in blue or red to indicate specific performance points.